
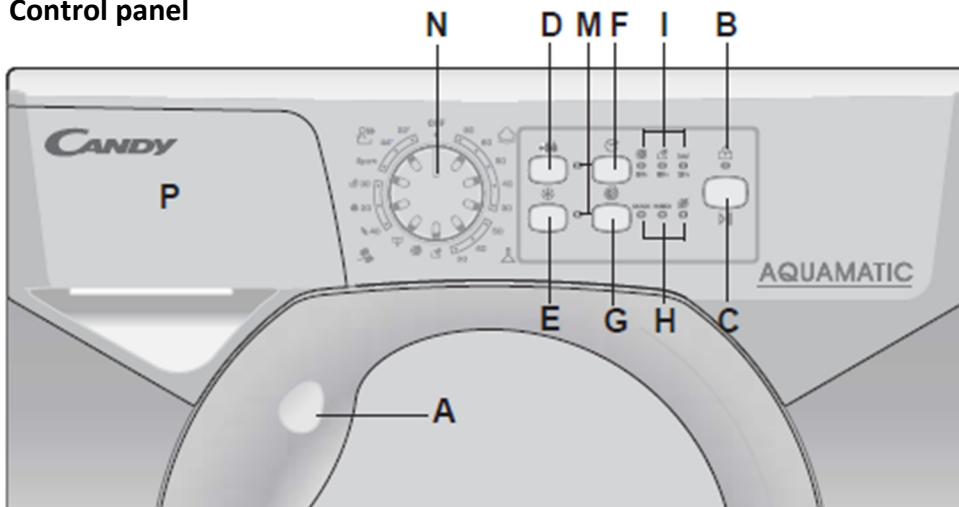


## WASHING MACHINE CANDY

Open the water connection for the washing machine (on/off switch on the wall). Close the connection after program has finished. ➡

### Control panel

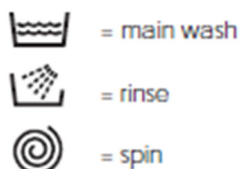











- |  |  |
|--|--|
| <b>A</b> - Door handle                 | <b>G</b> - Spin speed button           |
| <b>B</b> - Door locked indicator light | <b>H</b> - Spin speed indicator light  |
| <b>C</b> - Start button                | <b>I</b> - Wash stage indicator lights |
| <b>D</b> - Aquaplus button             | <b>M</b> - Buttons indicator light     |
| <b>E</b> - Cold wash button            | <b>N</b> - Program selector knob       |
| <b>F</b> - Start delay button          | <b>P</b> - Detergent drawer            |

### Use

1. Open the water connection.
2. Select the required program by turning the selector knob.
3. Wait that a "SPIN" indicator light will go on.
4. Select additional functions (listed below).
5. Press the START button.
6. When the program is finished all the wash stage indicator lights will illuminate.
7. Wait for the door lock to be released (about 2 minutes after the program has finished).
8. Switch off the machine by turning the program selector to the OFF position.
9. Close the water connection.

### WASH STAGE INDICATOR LIGHTS



PROGRAM FOR:		PROGRAMME SELECTOR ON:	WEIGHT MAX kg	TEMP. °C	CHARGE DETERGENT	
					I	
<u>Resistant fabrics</u> Cotton, linen	Whites	90	3,5	90°	●	●
Cotton, mixed resistant	Whites	60 *	3,5	60°	●	●
Cotton, mixed	Fast coloureds	50	3,5	50°	●	●
	Fast coloureds	40	3,5	40°	●	●
	Non fast coloureds	30	3,5	30°	●	●
<u>Mixed fabrics and synthetics</u> Synthetics (nylon, perlon), mixed cotton	Fast coloureds	50	2	50°	●	●
	Non fast coloureds	40	2	40°	●	●
Mixed, delicate synthetics	Shirts 	30	2	30°	●	●
<u>Specials</u>	Rinse		-	-		●
	Fast spin		-	-		
	Drain only		-	-		
<u>Very delicate fabrics</u>	Delicates	 40	1,5	40°	●	●
	"MACHINE WASHABLE" woollens	 30	1	30°	●	●
	Hand wash	 30	1	30°	●	●
<u>Fast programmes</u>	Mixed fabrics	Sport	3,5	30°	●	●
	Resistant or Mixed fabrics	44'	2	40°	●	●
	Resistant or Mixed fabrics	32' 	2	30°	●	●

## Additional functions

### Aquaplus

Special wash cycle in the Colourfast and Mixed fabrics programs. This option treats with care the fibres of garments and the delicate skin of those who wear them. The load is washed in a much larger quantity of water and with the new combined action of the drum rotation cycles.

### Cold wash

Every program is transformable to cold wash without modifying other characteristics (water level, times, rhythms, etc.).

### Start delay

The machine can be scheduled to start. Press START DELAY button (each time the button is pressed the start will be delayed by 3, 6 or 9 hours respectively and the corresponding light will blink.

### Spin speed

By pressing this button, it is possible to reduce or cancel the spin speed shown. (It is possible to modify the spin speed in any moment, also without to pause the machine.)