
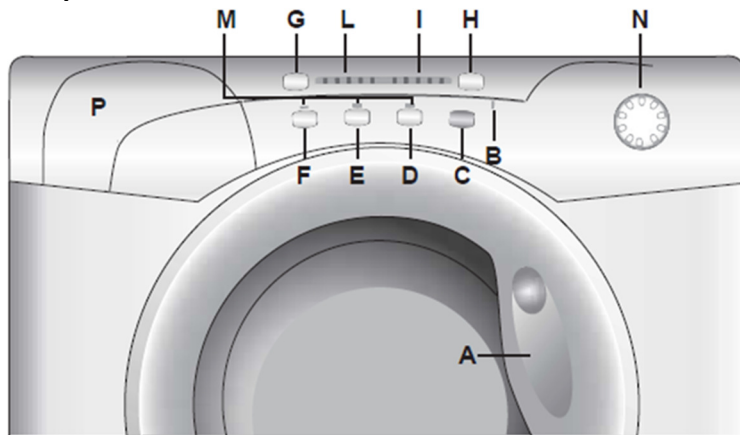


WASHING MACHINE CANDY

Open the water connection for the washing machine (on/off switch on the wall). Close the connection after program has finished.








Control panel



- | | |
|--|---------------------------------------|
| A - Door handle | G - Start delay button |
| B - Door locked indicator light | H - Spin speed button |
| C - Start button | I - Spin speed indicator light |
| D - Crease Guard button | L - Time countdown system |
| E - Aquaplus button | M - Buttons indicator light |
| F - Intensive button | N - Program selector knob |
| | P - Detergent drawer |

Use

1. Open the water connection.
2. Select the required program by turning the selector knob.
3. Wait that a "STOP" indicator light to flash.
4. Select additional functions (listed below).
5. Press the START button.
6. When the program is finished the indicator light "end cycle" will go on.
7. Wait for the door lock to be released (about 2 minutes after the program has finished).
8. Switch off the machine by turning the program selector to the OFF position.
9. Close the water connection.

Program table		PROGRAMME SELECTOR ON:	WEIGHT MAX kg*		TEMP. °C	CHARGE DETERGENT		
						2		1
Resistant fabrics Cotton, linen	Whites	90	5	6	90°	●	●	
Cotton, mixed resistant	Whites with Prewash	60 P	5	6	60°	●	●	●
Cotton, mixed	Fast coloureds	60 **	5	6	60°	●	●	
	Fast coloureds	40	5	6	40°	●	●	
	Non fast coloureds	30	5	6	30°	●	●	
Cotton	Non fast coloureds cold wash		5	6	-	●	●	
Mixed fabrics and synthetics Mixed, resistant	Fast coloureds with Prewash	60 P	2,5	3	60°	●	●	●
Cotton, mixed fabrics, synthetics	Fast coloureds	60 **	2,5	3	60°	●	●	
Synthetics (nylon, perlon), mixed cotton	Fast coloureds	50	2,5	3	50°	●	●	
	Non fast coloureds	40	2,5	3	40°	●	●	
Mixed, delicate synthetics	Shirts 	30	2,5	3	30°	●	●	
	Non fast coloureds cold wash		2,5	3	-	●	●	
Very delicate fabrics	Delicates	40 **	1,5	1,5	40°	●	●	
	"MACHINE WASHABLE" woollens	30 	1	1	30°	●	●	
	"MACHINE WASHABLE" woollens	 	1	1	-	●	●	
	Hand wash	30 	1	1	30°	●	●	
Specials	Rinse		-	-	-	△	●	
	Fast spin		-	-	-			
	Drain only		-	-	-			
	Mix & Wash system programme	M&W	5	6	40°	●	●	
	Rapid 32 minute	32'	2	2	50°	●	●	

Additional functions

Crease Guard

The Crease Guard function (Not available on COTTON programs) minimizes creases as much as possible with a uniquely designed anti-crease system that is tailored to specific fabrics. Note! Using with Delicate and Wool programs this function leaves water in the machine and it must be drained with "Drain only" program.

Aquaplus

Special wash cycle in the Colourfast and Mixed fabrics programs. This option treats with care the fibres of garments and the delicate skin of those who wear them. The load is washed in a much larger quantity of water and with the new combined action of the drum rotation cycles.

Intensive button

The sensors in the new Activa system come into operation. The efficiency of the wash procedure is improved without any increase in the length of the program.

Start delay

The machine can be scheduled to start. Press START DELAY button (each time the button is pressed the start will be delayed by 3, 6 or 9 hours respectively and the corresponding light will blink.

Spin speed

By pressing this button, it is possible to reduce or cancel the spin speed shown. (It is possible to modify the spin speed in any moment, also without to pause the machine.)