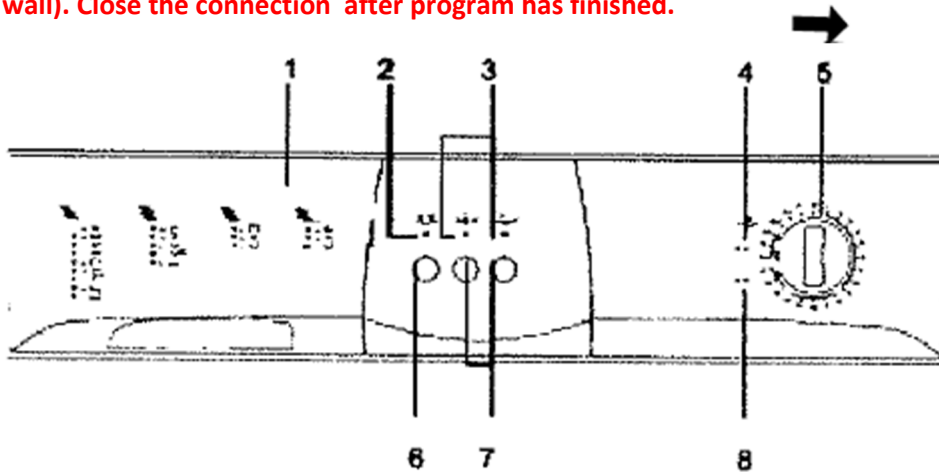


WASHING MACHINE

Open the water connection for the washing machine (on/off switch on the wall). Close the connection after program has finished.



- | | |
|------------------------------|--------------------------|
| 1. Detergent drawer | 5. Program selector knob |
| 2. Start/Pause light | 6. Start/Pause button |
| 3. Function indicator lights | 7. Function buttons |
| 4. Program ready light | 8. Program end light |

USE

1. Open the water connection.
2. Adjust the program knob to a program desired.
3. In necessary, select one or more additional functions.
4. Start the program by pressing the Start/Pause button.
5. Machine will automatically stop when the program ends.
6. Turn the program knob to O position to switch off the machine.
7. Close the water connection.
8. The lid will be unlocked approximately two 2 minutes after the program end.









































Rinse hold

This function is recommended to be used when the clothes cannot be taken out immediately after the end of the program. This will prevent occurrence of wrinkles. When this button is pressed, the last rinsing water is not drained. For the program to continue from the same point, repress the same button.

Extra rinse

You can have one more rinsing cycle in addition to the rinses which your machine has made in all washing programs by using this function.

PROGRAM TALBE

PROGRAM	DETERGENT COMPART.	ADDITIONAL FUNCTION BUTTON	MAX DRY LOAD CAPACITY (kg)	TYPE OF LAUNDRY	EXPLANATIONS
			MWM1000N		
1-COTTON 90°	2	 	5	Dirty, cotton and linen textile	Underwear, sheet, table cloth, t-shirt, shirt, towel
2-COTTON 60° (PREWASH)	1+2	 	5	Very dirty, cotton, coloured and linen textile	
3-COTTON 60°	2	 	5	Dirty, cotton, coloured and linen textile	
4-COTTON 40°	2	 	5	Slightly dirty, cotton, coloured and linen textile	
5-ECO WASH	2	 	5	Slightly dirty, cotton, coloured and linen textile	
6-COTTON 30°	2	 	5	Slightly dirty, cotton, coloured and linen textile	
7-QUICK WASH	2		2,5	Slightly dirty, cotton, coloured and linen textile	
8-COTTON COLD	2	 	5	Slightly dirty cotton, coloured and linen textile. Washed without heating the tap water.	
9-MIX WASH	2	 	5	Dirty or very dirty, stained , cotton, coloured and linen textile	
10-SYNTHETIC 60°	2	 	3	Dirty, synthetic or synthetic mixture textile	Nylon socks, blouse
11-BABY WASH	2		3	Baby laundry	All baby laundry
12-SYNTHETIC 40°	2	 	3	Slightly dirty, synthetic or synthetic mixture textile	Nylon socks, blouse
13-SPORT CLOTHES	2	 	3	Sport clothes	All sport clothes and jeans
14-SYNTHETIC COLD	2	 	3	Slightly dirty, synthetic or synthetic mixture sensitive laundry.Cold water wash.	Nylon socks, blouse
15-CURTAIN WASH	1+2	 	2	Tulle and curtain as sensitive laundry	Tulle, curtain, diolen, draion
16-DELICATE 30°	2	 	2	Slightly dirty, cotton, coloured, synthetic or synthetic mixture sensitive laundry	Silk mixture, shirt, blouse, polyester, poliamid, mixture textile
17-DELICATE COLD	2	 	2	Very slightly dirty, cold water with to wash cotton, coloured, synthetic or synthetic mixture sensitive laundry	
18-HAND WASH	2		2	Slightly dirty, wash in hand cotton, coloured, synthetic or synthetic mixture laundry	Hand wash to all laundry
19-WOOL 30°	2	 	2	Dirty, hand and machine to wash wool laundry	All wool laundry
20-WOOL COLD	2	 	2	Very slightly dirty, cold water, hand and machine to wash wool laundry	
RINSING		When you need an additional rinsing to be done to your clothes after the washing process, you can use this program for all kinds of clothes.			
SPINNING		When you need an additional spinning to be done to your clothes after the washing process, you can use this program for all kinds of clothes.			
DRAINING		This program is used to drain the dirty water inside after the washing process of your machine. If you want the water inside your machine to be drained before the program ends, you can use this program.			