
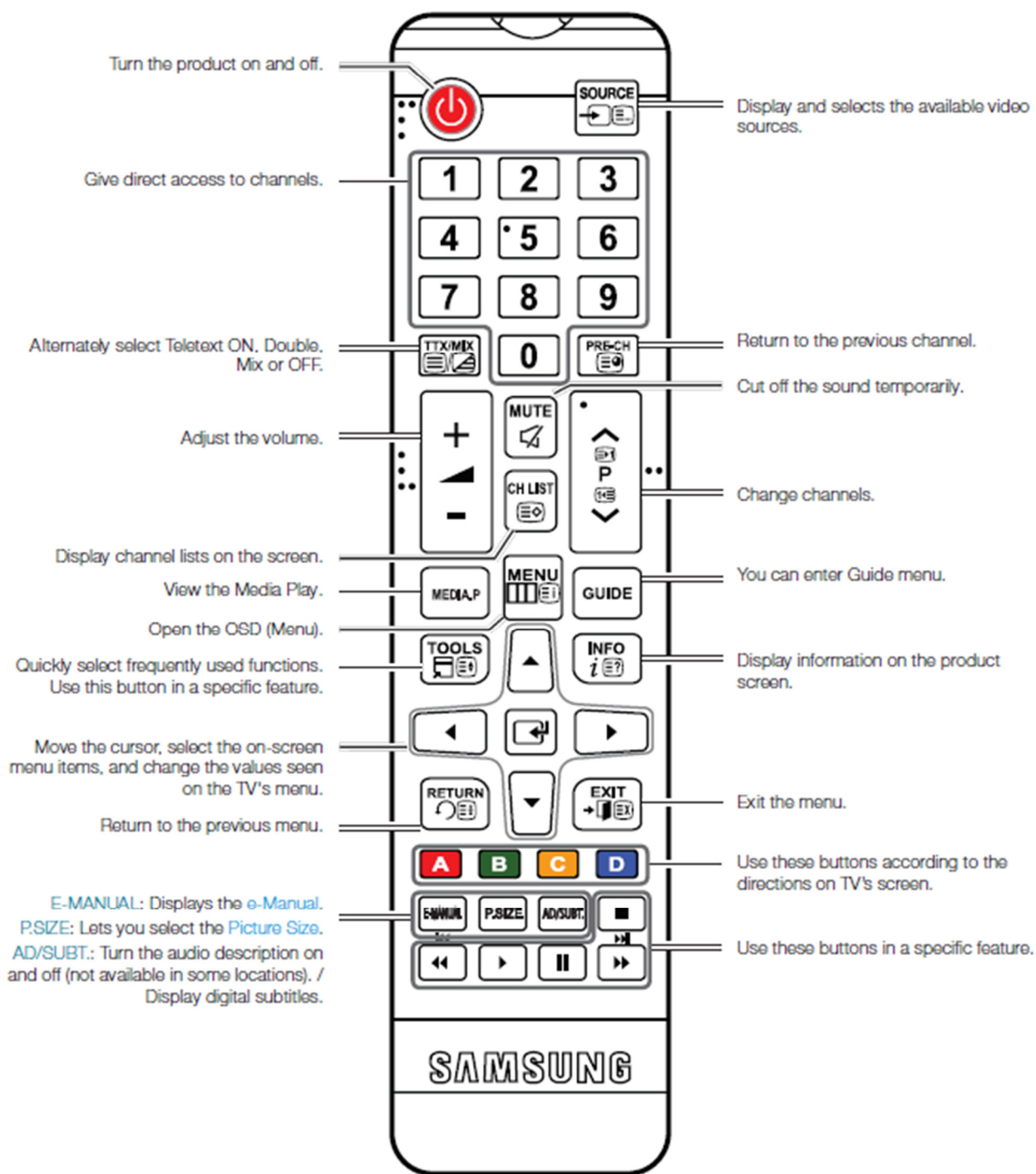


The Standard Remote Control Buttons

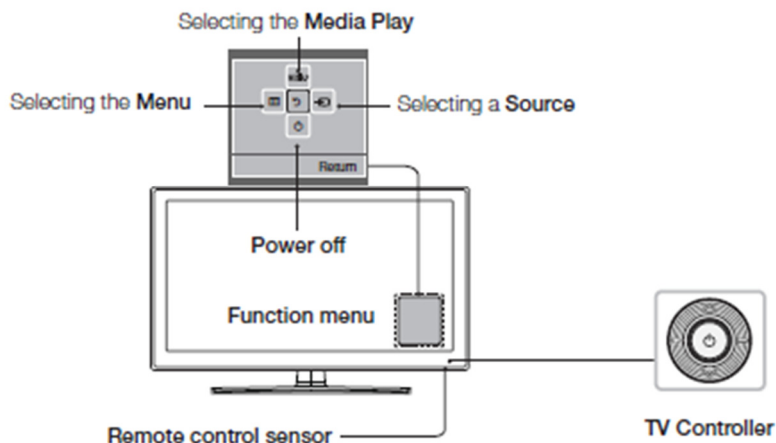
-  This remote control has Braille points on the Power, Channel, and Volume buttons and can be used by visually impaired persons.



Using the TV's Controller (Panel Key)

The TV's Controller, a small joy stick like button on the rear left side of the TV, lets you control the TV without the remote control.

- Some functions which require a PIN code may not be available.
- The product colour and shape may vary depending on the model.
- Exits the menu when pressing the controller more than 1 second.
- When using the controller in the up/down/left/right directions, make sure you do not push the controller in first. If you push the controller in first it will not move in the up/down/left right directions.



Other Features

Menu Language

MENU → System → Menu Language → ENTER

Set the menu language.

Source List

MENU → Applications → Source List → ENTER

- When you press the SOURCE button, Source screen will be displayed at once.
- You can only choose external devices that are connected to the TV. In Source, connected Inputs are highlighted.
- For the detailed Information, refer to "Changing the Input Source" in User Manual.