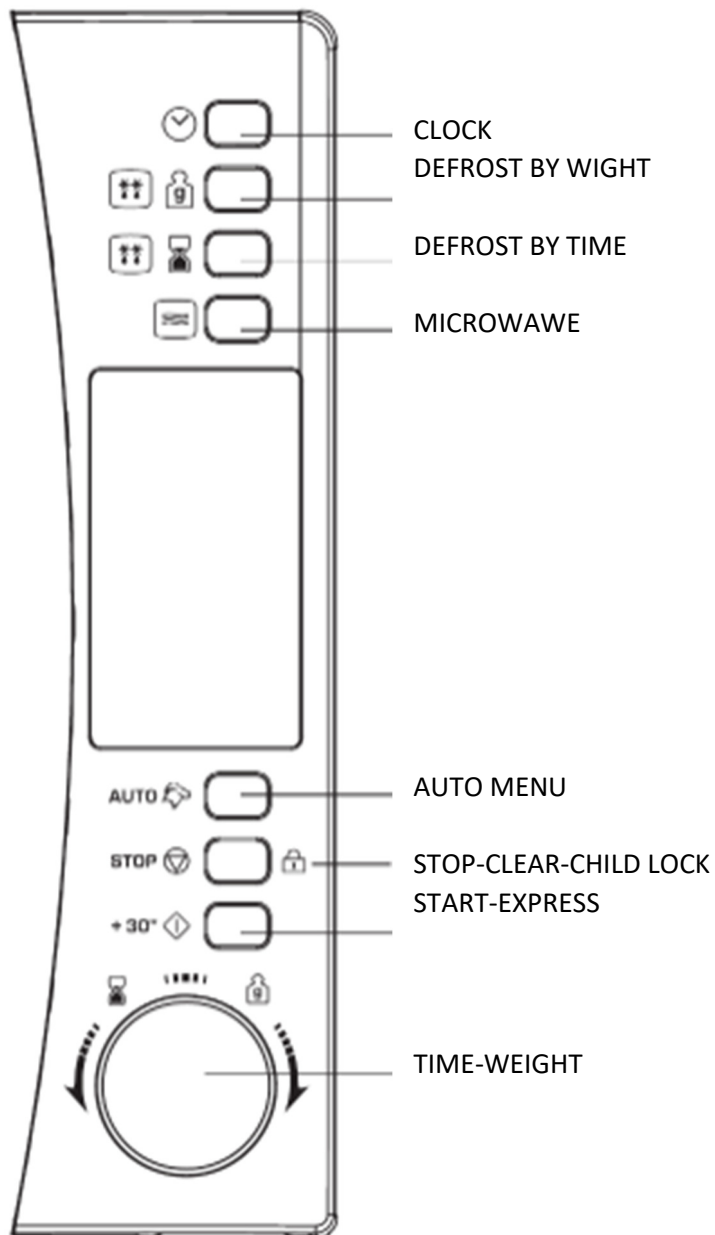


MICROWAVE OVEN CANDY




DO NOT PLACE METAL DISHES OR ALUMINUM FOIL IN THE MICROWAVE OVEN!



Microwave cooking

Press MICRO key several times to select function you want. Turn TIME-WEIGHT selector to adjust the cooking time. Press START-EXPRESS key to start cooking.

Grill cooking

Press MICRO key six times, "G" display and grill function is selected. Turn TIME-WEIGHT to adjust the cooking time. Press START-EXPRESS key to start cooking. The "" will flash, ":" will be lighted.



Combination cooking

Press MICRO key several times, "C-1" or "C-2" display and combination function is selected. Turn TIME-WEIGHT selector to adjust the cooking time. Press START-EXPRESS key to start cooking. The cooking indicators will flash and ":" will light. "" and "" will light.





Speedy cooking

When the oven is in the waiting states, press START-EXPRESS key to start cooking with full microwave power for 30 seconds. The cooking time will add 30 seconds by every press on START-EXPRESS key. **Note:** Be invalidation under other program during cooking.

Defrost by weight

Press DEFROST BY WEIGHT key once, the LED will display "dEF1". Turn TIME-WEIGHT selector to select the weight of food. At the same time, "g" will light. The weight should be 100-2000 g. Press START-EXPRESS key to start defrosting. "" and "" indicators will flash and "g" indicator will go out.

Defrost by time

Press DEFROST BY TIME key twice, the LED will display "dEF2". Turn TIME-WEIGHT selector to select the cooking time. At the same time "" and "" will be lighted. The time setting is from 00:05 to 95:00. Press START/EXPRESS key to start defrosting. "" and "" will flash.