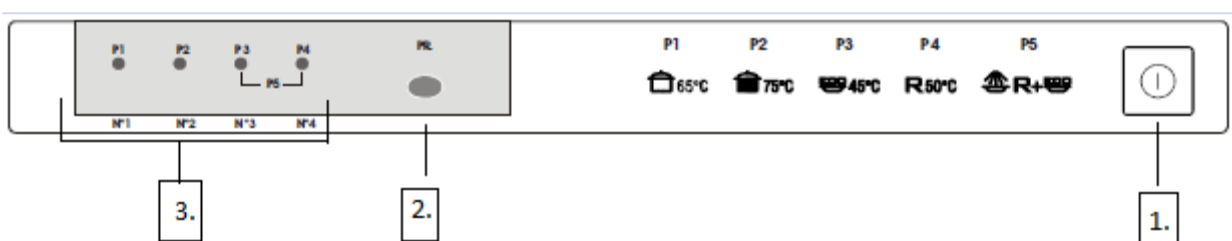


DISHWASHER CANDY TRIO






Open the water connection from the kitchen tap (on/off switcher). Close the connection after program has finished.



NOTICE! The dishwasher and the oven cannot be used simultaneously!



1. On/Off button
2. Program selector
3. Programme selection indicator lights

P1	P2	P3	P4	P5
 65°C	 75°C	 45°C	 50°C	 R+ECO

P1: Normal wash – for normal soiled pans and any other items

P2: Intensive wash – for heavily soiled pans and other items

P3: Eco – energy saving programme suitable for normal soiled items

P4: Quick wash for dishes which are to be washed immediately after meal.

P5: Short cold pre-wash for items that are stored in the dishwasher until you are ready to wash a full load.

Using the dishwasher

1. Open the water connection.
2. Open the machine door
3. Turn on the machine at the power switch.
4. Add detergent.
5. Select the appropriate washing program.
6. Close the machine door. Selected program starts automatically.

When the program is finished, open the machine door and turn off the machine at the power switch. **Close the water connection.**